

# Sona

**Model No.: HS40**

**User Manual**

**Version: A—02:10.08.2025**



caring mill <sup>by</sup> **aura**

**Four polished stones,  
one simple ritual.**

**content**

<b>important safety instructions</b>	<b>5</b>
<b>cautions</b>	<b>8</b>
<b>product description</b>	<b>9</b>
<b>instructions for use</b>	<b>13</b>
<b>heating status light</b>	<b>13</b>
<b>cleaning and care</b>	<b>14</b>
<b>technical specification</b>	<b>14</b>
<b>electrical information</b>	<b>15</b>
<b>power adapters only</b>	<b>15</b>
<b>guarantee</b>	<b>15</b>
<b>waste disposal information</b>	<b>16</b>

## important safety instructions

Please read all instructions before use. If you pass this product on to another person, ensure you also pass along these instructions.

- This appliance may be used by children aged 8 and above, as well as individuals with reduced physical, sensory, or mental capabilities — provided they are supervised or properly instructed and understand the associated risks.
- Children must not play with this appliance.
- Cleaning and maintenance should not be carried out by children without supervision.
- Always keep the appliance out of reach of children and pets. Supervise closely to prevent accidental use or tampering.
- Discontinue use immediately if the appliance shows any signs of damage or malfunction. Unplug it and consult your retailer before further use.
- The appliance contains no user-serviceable parts. If damaged or malfunctioning, only a qualified

technician should carry out repairs. Attempting repairs yourself may pose a safety risk.

- Keep away from water, moisture, and other liquids.
- Do not operate if the unit has been exposed to water or liquid, as this may result in electric shock or injury.
- Never handle the appliance with wet hands.
- Use only as intended; do not modify or adapt for alternative purposes.
- Do not exceed the rated output. Avoid use in direct sunlight or in high-humidity environments.
- Never insert foreign objects into the device.
- Do not short-circuit the appliance.
- Do not place it on top of other electrical or electronic devices, as this may cause overheating.
- This appliance is intended for domestic use only. It is not suitable for commercial applications.
- This product is not intended to treat or relieve any medical condition. It is a non-professional

appliance designed for personal use to soothe tired muscles. Do not use as a substitute for medical care.

- Do not drop or handle the appliance roughly. It is durable but not indestructible.
- If you're unsure about its performance, or if it shows signs of damage, switch off the unit, unplug it, and discontinue use.
- Inspect the device and cables for wear or damage before each use. If anything appears compromised, do not use it.
- Avoid pulling, twisting, or straining any of the supplied cables.
- This appliance includes a heated surface. Individuals with reduced heat sensitivity should exercise caution during use.
- Never immerse the main unit in water.
- Only use the supplied power adapter. Do not substitute with other power sources.

## cautions

- Use only the DC adapter provided with the product.
- When storing the equipment, turn off the power, unplug the adapter, and clean the massage stones and machine as described in the Cleaning and Care section.
- If you see smoke or detect a burning smell, unplug the unit immediately.
- Only use the product on a flat, stable surface.
- Do not touch the heating plate during operation, as it becomes hot.
- This device is not a medical product.
- Handle massage stones with care to prevent damage.
- Always unplug the appliance after use. Clean the stones with water.
- Wipe the heating tank with a dry cloth only.
- Do not drip massage oils or any other liquids into the heating tank. It contains electrical components.
- Risk of electric shock.

## product description

Heating Tank

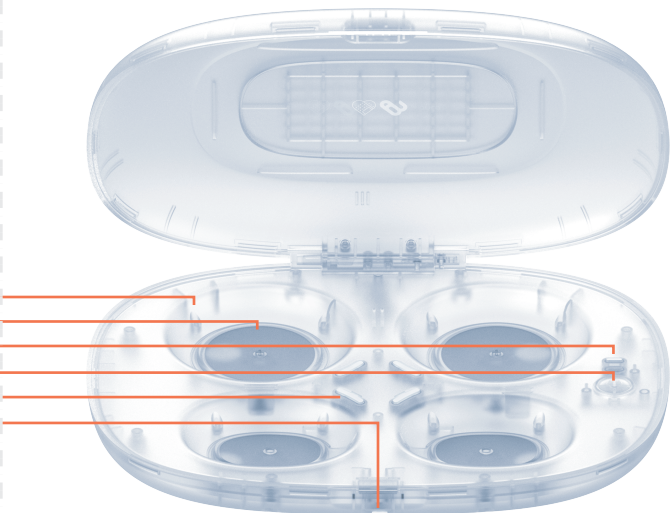
Heating Plate

Shift Indicator

Power On/Off and Shift Button

Heating Status Light

Total Heating Status Indicator



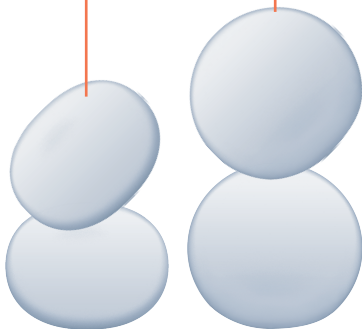
**Top Cover**


**Bottom Shell**

**DC Power Port**

**2 Natural Stones (Round)**

**2 Natural Stones (Oval)**





THINGS GO  
Model: T600, 1500Wh  
DC 12V ~ 20Ah  
LPS CE  
FC  
Made in China



ecoflow

## instructions for use

1. Connect the device to the power supply using the supplied DC plug adapter.
2. Open the top cover.
3. Place the massage stones into the matching heating tank shapes.
4. Press the power button once to turn on the device. Press again to toggle between temperature settings:  
108°F / 113°F Press a third time to power off.  
The button cycles through modes in order.
5. The stones will take approximately 10 minutes to fully heat. Once heated, the tank will maintain the selected temperature automatically.

## heating status light

Once the stones are placed into the tank, the heating plate will activate. The heat indicator and total heat indicator will glow in a soft white, pulsing pattern. When the stones reach the target temperature, the indicators will turn solid orange.

## cleaning and care

**Important: Unplug the device before cleaning.  
Do not get the heating case wet.**

1. Clean the product after every use.
2. Always unplug and allow the unit to cool before cleaning.
3. Remove and rinse the massage stones under water, then dry.
4. Wipe the heating tank with a clean, dry cloth.
5. Do not submerge the heating case or allow any liquid inside the tank.
6. Avoid using corrosive or abrasive cleaners, as they may damage the device.
7. Do not drip massage oils or other liquids into the heating tank.

## technical specification

- Dimensions: 230mm × 187mm × 48mm
- Materials: Natural Bian Stone, ABS, PC
- Rated Voltage: DC 12V / 24W
- Adapter: 100–240V, 50/60Hz, 0.6A

## **electrical information**

Always ensure the voltage on the power adapter label matches the supply where the product is being used. Do not substitute with other power sources.

## **power adapters only**

Do not attempt to open the power adapter — risk of electric shock. Use only the adapter provided with the product. It is designed for indoor use only and must be kept away from damp environments. The adapter does not contain any serviceable parts.

## **guarantee**

We hope you enjoy this product for many years to come. This item is guaranteed for 12 months from the date of purchase. If a fault occurs due to defective materials or workmanship, the product must be returned to the place of purchase. Refund or replacement is at the discretion of the retailer.

### Conditions of the Guarantee:

- Proof of purchase must be provided when returning the product.
- The product must be used and installed in accordance with this manual.
- For domestic use only — not covered if used commercially.
- Damage caused by misuse, wear and tear, or consumable parts is not covered.
- The guarantee is void if the product is resold or tampered with.
- The manufacturer is not liable for incidental or consequential damage.
- This guarantee is in addition to your statutory rights and does not affect them.

### waste disposal information



This symbol on the product or packaging indicates that it must be treated as Waste Electrical & Electronic Equipment (WEEE).

**Please do not dispose of WEEE products with regular household waste. Take them to your local civic waste site, where they will be accepted free of charge and properly recycled. By disposing of WEEE correctly, you help conserve resources and protect the environment and human health from potentially hazardous materials.**







