

# ULTRA

Revive **ULTRA**

**User Manual** \ Model: AR60



The Revive Ultra is the most advanced member of the Caring Mill™ by Aura family. Combining powerful percussive therapy with dynamic heating and cooling, it is designed to deliver customizable muscle recovery, pain relief, and deep tissue treatment. A sleek ergonomic form, detachable battery, and intuitive interface make the Revive Ultra both effective and easy to use at home or on the go.

[CONTENT]



POWER ON/OFF	5
SPEED ADJUSTMENT	5
BATTERY INDICATOR	7
HEATING FUNCTION	7
COOLING FUNCTION	9
LED DISPLAY INDICATORS	9
CHANGING ATTACHMENTS	11
CARE & MAINTENANCE	11
SAFETY INFORMATION	13
TECHNICAL SPECIFICATIONS	13
WARRANTY & SUPPORT	14

## [POWER ON/OFF]

To turn on the device, long-press **the power button** for 1 second. The screen will light up and default to Speed Level 1 (1200 RPM). The display will show indicators for speed (RPM), charge, and logo—all in steady white light. To power off the device, long-press the power button again.

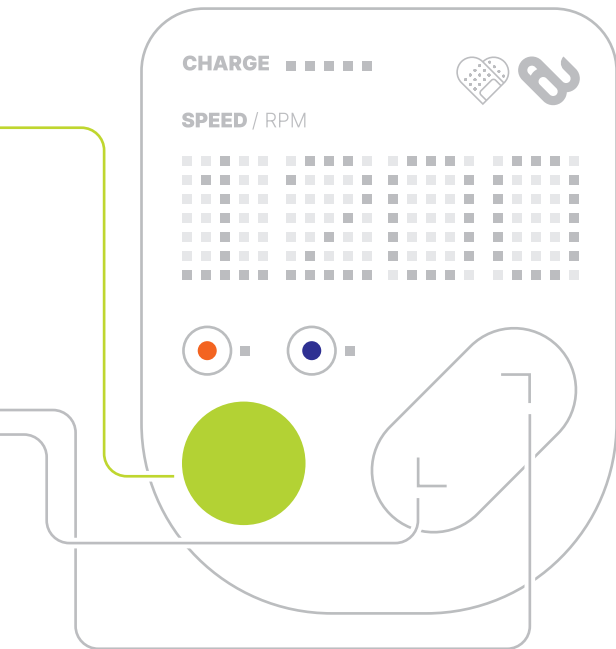
## [SPEED ADJUSTMENT]

To increase the speed, short press the  button:  
Level 1 → Level 2 (1800 RPM)

Level 2 → Level 3 (2400 RPM)

To decrease the speed, short press the  button:  
Level 3 → Level 2 → Level 1 (1200 RPM)

To fine-tune speed, press and hold the  or  button. This allows custom adjustment in 100 RPM increments between 1200 and 2400 RPM.



## [BATTERY INDICATOR]

The 5 white LED bars on the display indicate current battery level:

5 bars: 100%

4 bars: 80%

3 bars: 60%

2 bars: 40%

1 bar: 20%



## [HEATING FUNCTION]

To activate the heat mode, short press **the heat button**. A red LED will illuminate.

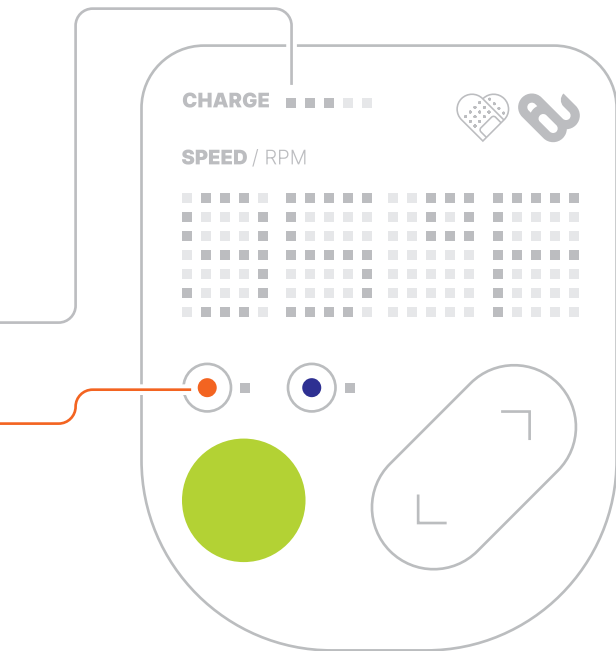
Temperature options:

Level 1: 35°C / 95°F

Level 2: 40°C / 104°F

Level 3: 45°C / 113°F

To turn off the heating function, press and hold the heat button. Temperature level is displayed briefly for 2 seconds on screen when changed.



## [COOLING FUNCTION]

To activate the cooling mode, short press **the cooling button**. A blue LED will illuminate.

Temperature options:

Level 1: 20°C / 68°F

Level 2: 15°C / 59°F

Level 3: 10°C / 50°F

To turn off the cooling function, press and hold the cooling button. Temperature level is displayed briefly for 2 seconds when changed.



## [LED DISPLAY INDICATORS]

### Headlight

---


Two solid white LEDs remain on during operation.

### WaveSync

---

A white LED cycles from back to front.

The light speed syncs with RPM — higher RPM results in a faster pulse rate.



## [CHANGING ATTACHMENTS]

The device includes multiple massage heads for different muscle groups.


To change attachments, gently pull the current head off and push the desired head into place until secure.

**Only change attachments when the device is powered off.**

## [CARE & MAINTENANCE]

- ❖ Wipe the exterior of the device with a soft, dry cloth after use.
- ❖ Do not submerge in water or use harsh cleaning agents.
- ❖ Store the device and all accessories in the included carrying case in a cool, dry place.





## [SAFETY INFORMATION]

- ❖ Do not use on swollen or inflamed areas, or in the presence of poor circulation.
- ❖ Consult a doctor before use if you have any underlying medical conditions.
- ❖ Do not use on the head or near sensitive areas such as the throat.
- ❖ Discontinue use immediately if you feel any pain or discomfort.
- ❖ Keep away from children.
- ❖ Do not use while charging.
- ❖ Only use included charger and attachments.

## [TECHNICAL SPECIFICATIONS]


- ❖ Speed settings: 1200 / 1800 / 2400 RPM (adjustable in 100 RPM increments)
- ❖ Temperature settings:
  - ∴ Heating: 35°C / 95°F, 40°C / 104°F, 45°C / 113°F
  - ∴ Cooling: 20°C / 68°F, 15°C / 59°F, 10°C / 50°F

- ❖ **Motor: Brushless**
- ❖ **Stroke: 14mm**
- ❖ **Battery: 12V 2000mAh lithium-ion, detachable**
- ❖ **Operation time: ~2 hours (varies by mode)**
- ❖ **Noise level: 50–60dBA**
- ❖ **Battery display: 5-level LED**
- ❖ **Massage head: Interchangeable, heat and cold compatible**

## **[WARRANTY & SUPPORT]**

**Your Revive Ultra includes a 1-year limited warranty against manufacturing defects. Warranty coverage does not include damage caused by misuse, accidents, or unauthorized repairs.**

**For technical support, warranty service, or product questions, please contact our support team at: [support@camar.com](mailto:support@camar.com)**



**ULTR** [REVIVE\_ULTRA]  
CM-AURA\_DESIGN // MODEL: AR60